



## INSTRUCTIONS FOR THE CARDBOARD




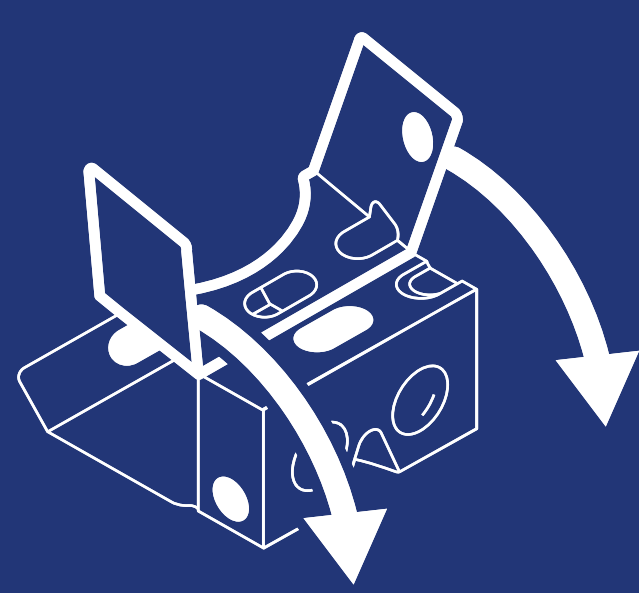
**Remove the cardboard** from the box using the opening side



**Open the cardboard** by pulling the tab with the *Velcro* strap


*You will find inside the instructions for the correct assembly of the cardboard*

## Correct assembly of the cardboard



*Please note: the cardboard works with all Smartphones between 3.5 - 6.0 inches in size*

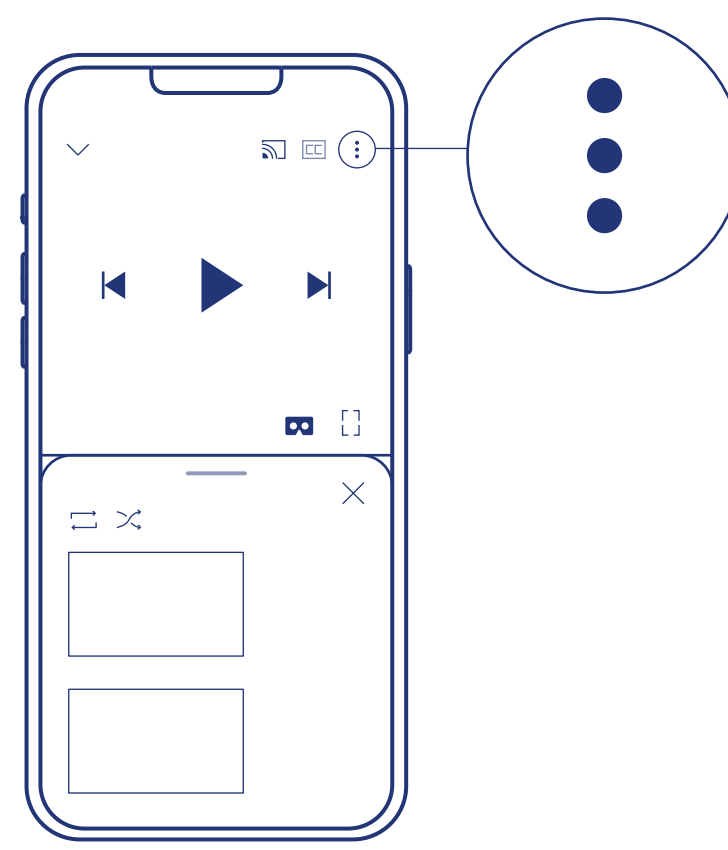
## INSTRUCTIONS TO SEE THE VIDEO IN VIRTUAL REALITY



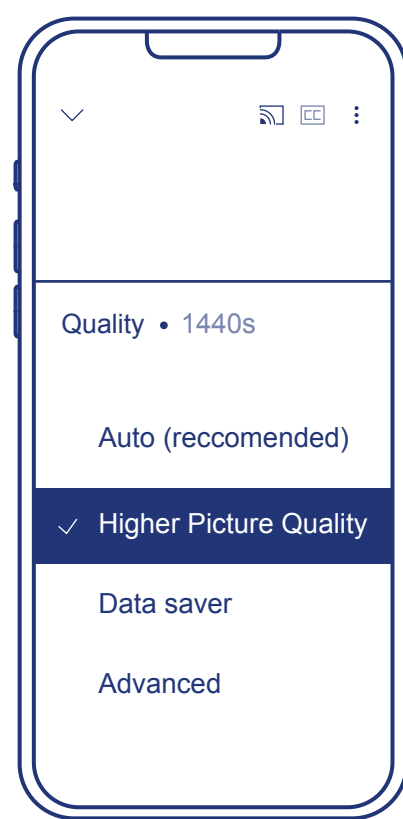
Download the **YouTube App** on your Smartphone



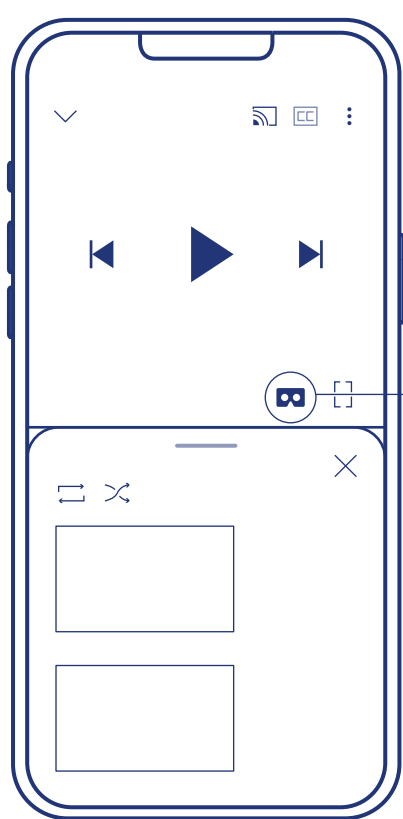
Scan the **QR Code** on the side of the cardboard and use the YouTube App to start the video



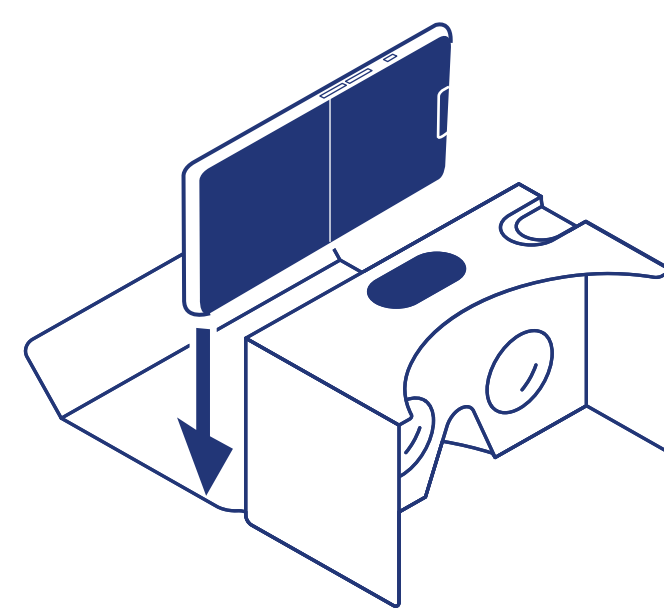
Select the **highest streaming quality available** by tapping on the 3 dots at the top right of the screen



Select "**Quality**", then go to "**Superior image quality**" or "**Advanced**" and choose the best resolution based on the Internet connection available



Touch the **VR icon**: the screen will be divided into two smaller screens



Insert the **Smartphone** into the cardboard as indicated inside the instructions and close it

## Bring the cardboard close to your eyes



**TAKE A 360° LOOK AROUND AND IMMERSE YOURSELF IN THE WORLD OF SEA BEYOND!**